

Scaled data based on original data using  
LM-79-08 Approved Method: Electrical and Photometric Measurements of Solid-  
State Lighting Products

Test Report Prepared for  
Cooper Lighting Solutions  
(formerly Eaton)

Brand: McGRAW-EDISON

Report Number: P228739

Luminaire Tested: **ISS-AF-800-LED-E1-RW-7030**

Issue Date: 3/3/2020

**Test Information**

Test Method: LM-79-08  
Report Number: P228739  
TEST IS SCALED FROM IESNA LM-79-08 TEST DATA (P29765)  
Test Lab: INNOVATION CENTER-P2  
Issue Date: 3/3/2020  
Manufacturer: COOPER LIGHTING SOLUTIONS (FORMERLY EATON)  
Product Line: MCGRAW-EDISON  
Catalog Number: ISS-AF-800-LED-E1-RW-7030  
Description: IMPACT ELITE LED QUATER SPHERE LUMINAIRE  
LIGHT SQUARE WITH ACCULED OPTICS-RECTANGULAR WIDE TYPE I  
Light Source: (16) 3000K CCT, 70 CRI LEDs  
Ballast/Driver: ELECTRONIC DRIVER

**Summary**

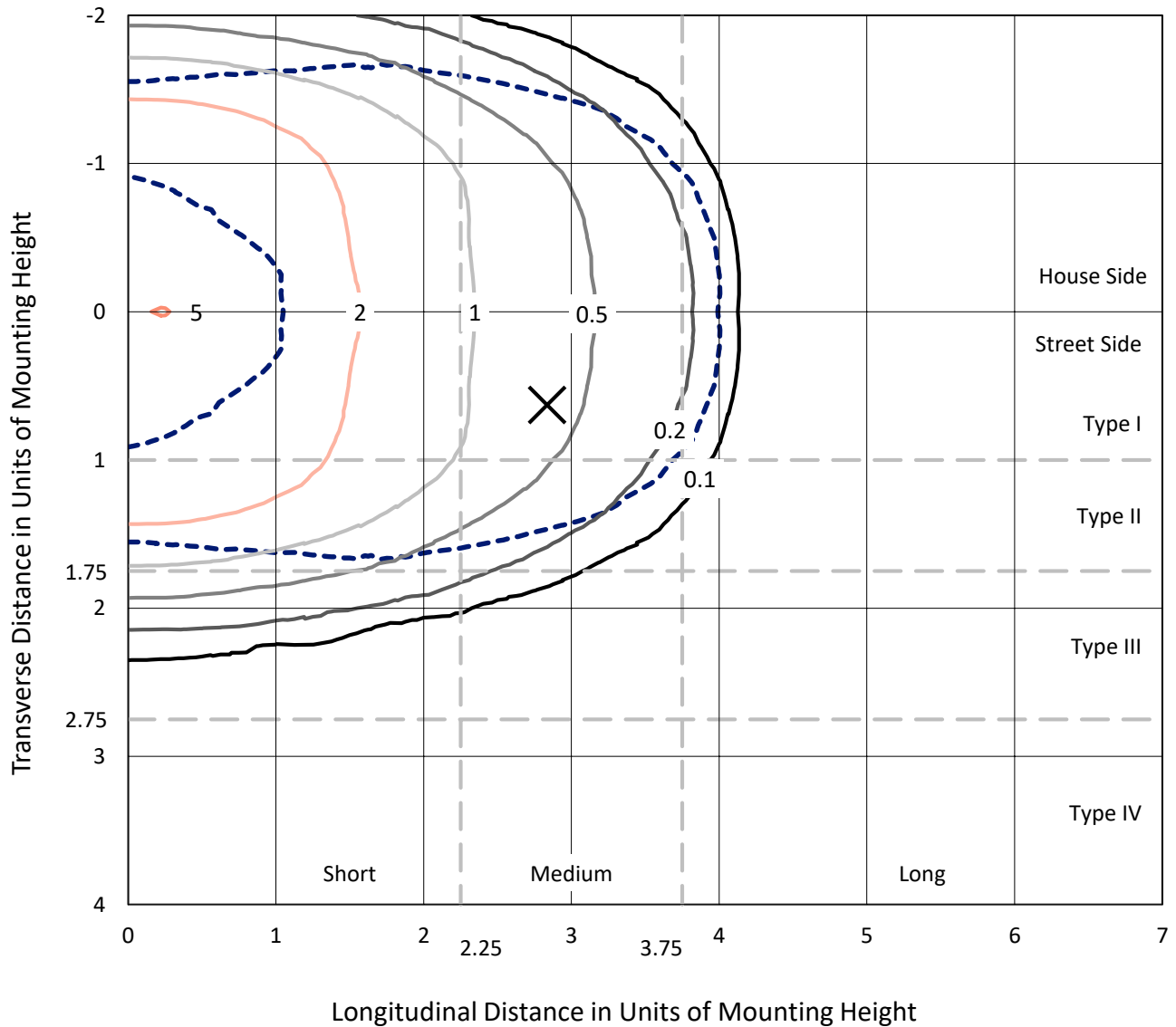
Lumens per Lamp: N/A  
Luminaire Lumens: 4319 lumens  
Efficiency: N/A  
Efficacy: 99.3 lumens/watt  
Luminous Opening: Rectangular (W 0.5' x L: 0.5' x H: 0')  
IES Classification: Type II - Medium - Full Cutoff  
BUG Rating: B2 - U0 - G2  
  
Input Watts (W): 43.5  
Input Voltage (V): 120  
Input Current (Ain): NR  
Voltage Rise (V): NR  
Power Factor: NR  
Total Harmonic Distortion (THDi): NR  
Frequency (hertz): 60  
Stabilization Time: NR  
Operation Time: NR  
Ambient Temperature (°C): NR  
Test Distance: 25 FT



REPORT NUMBER: P228739  
 CATALOG NUMBER: ISS-AF-800-LED-E1-RW-7030

### Iso-Footcandle Lines of Horizontal Illumination

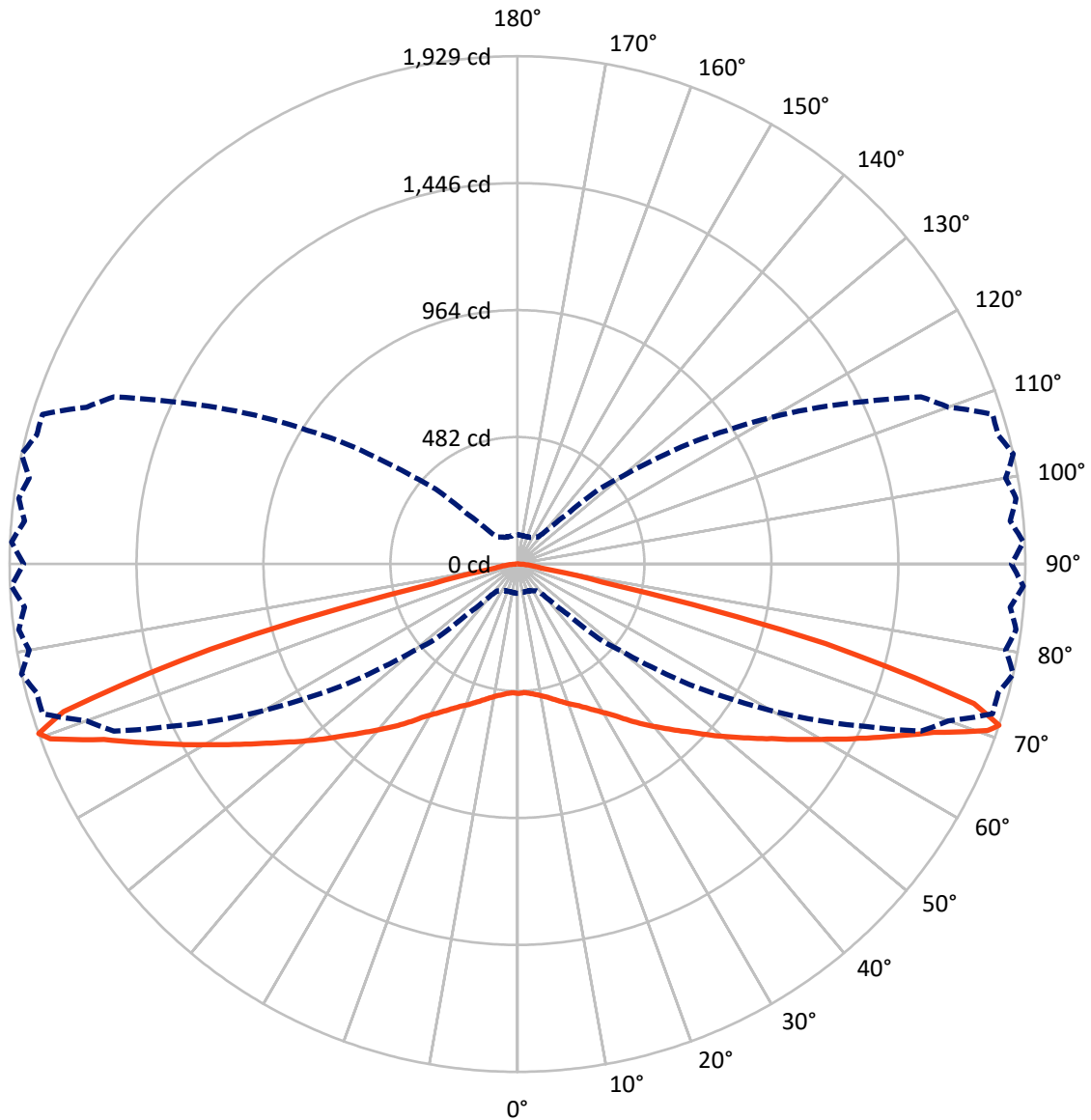
× Max cd  
 - - - 1/2 Max cd



Based on 10 foot mounting height. Maximum calculated value = 5 fc  
 Type II - Medium - Full Cutoff

REPORT NUMBER: P228739  
CATALOG NUMBER: ISS-AF-800-LED-E1-RW-7030

### Luminous Intensity Polar Plot



— Vertical Plane Through 77.5-Deg Lateral    - - - Horizontal Cone Through 71-Deg Vertical

REPORT NUMBER: P228739

CATALOG NUMBER: ISS-AF-800-LED-E1-RW-7030

**FLUX DISTRIBUTION:**

		Downward	Upward	Total
<b>House Side</b>	Lumens	2159.5	0.0	2159.5
	% Fixture	50.0	0.0	50.0
<b>Street Side</b>	Lumens	2159.5	0.0	2159.5
	% Fixture	50.0	0.0	50.0
<b>Total</b>	Lumens	4319.0	0.0	4319.0
	% Fixture	100.0	0.0	100.0

**Coefficient of Utilization**

**ZONAL LUMENS:**

Zone	Lumens	% Fixture
0°-10°	47.5	1.1
10°-20°	148.5	3.4
20°-30°	277.8	6.4
30°-40°	483.6	11.2
40°-50°	789.0	18.3
50°-60°	1088.9	25.2
60°-70°	1032.9	23.9
70°-80°	425.2	9.8
80°-90°	25.7	0.6
90°-100°	0.0	0.0
100°-110°	0.0	0.0
110°-120°	0.0	0.0
120°-130°	0.0	0.0
130°-140°	0.0	0.0
140°-150°	0.0	0.0
150°-160°	0.0	0.0
160°-170°	0.0	0.0
170°-180°	0.0	0.0
0°-90°	4319.0	100.0
0°-180°	4319.0	100.0



REPORT NUMBER: P228739

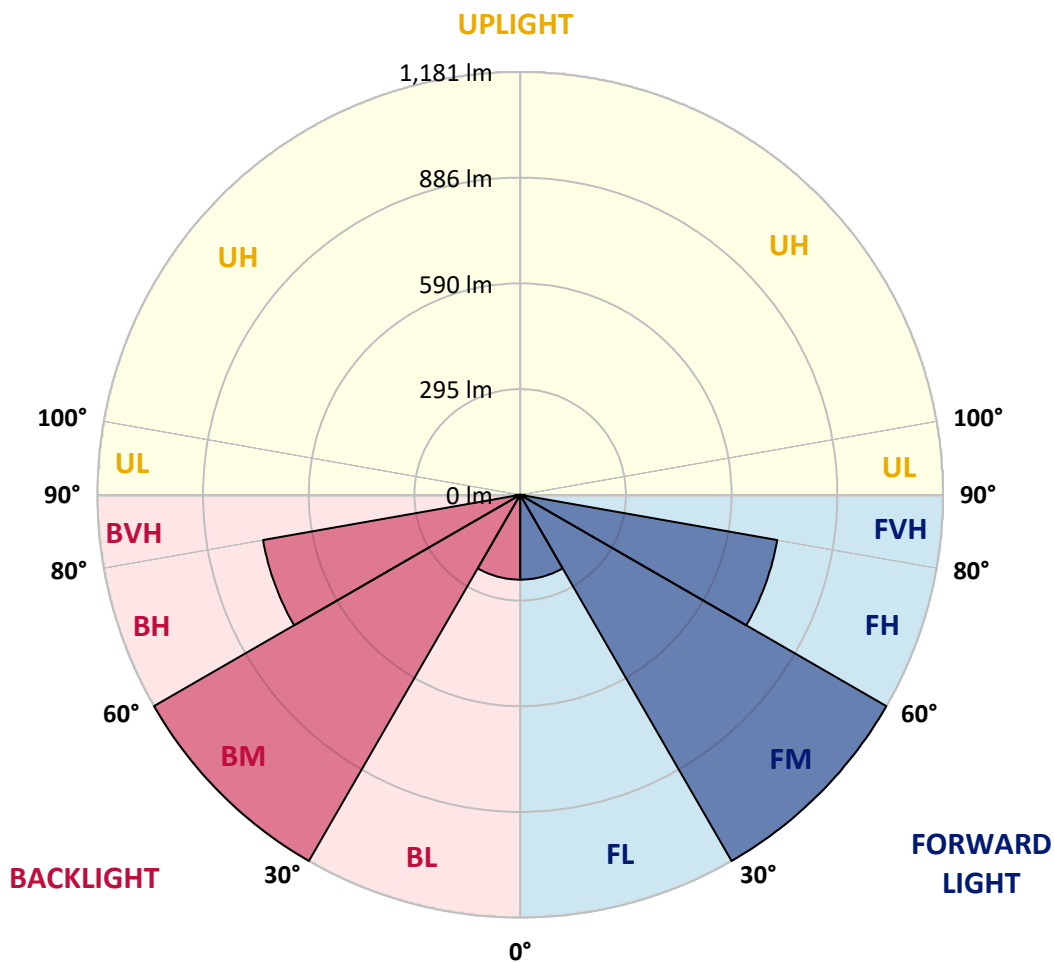
CATALOG NUMBER: ISS-AF-800-LED-E1-RW-7030

**LUMINAIRE CLASSIFICATION SYSTEM LUMEN TABLE AND BUG RATING:**

Zone		Lumens	% Fixture	Zone Rating/Lumen Limit		
				B	U	G
FL	(0°-30°)	236.9	5.5			
FM	(30°-60°)	1180.7	27.3			
FH	(60°-80°)	729.0	16.9			G1/1800
FVH	(80°-90°)	12.8	0.3			G1/100
BL	(0°-30°)	236.9	5.5	B1/500		
BM	(30°-60°)	1180.7	27.3	B2/2500		
BH	(60°-80°)	729.0	16.9	B2/1000		G2/1000
BVH	(80°-90°)	12.8	0.3			G1/100
UL	(90°-100°)	0.0	0.0		U0/0	
UH	(100°-180°)	0.0	0.0		U0/0	

**BUG Rating: B2-U0-G2**

Type II Medium





REPORT NUMBER: P228739

CATALOG NUMBER: ISS-AF-800-LED-E1-RW-7030

**CANDELA DISTRIBUTION (FULL):**

	0°	5°	15°	25°	35°	37.5°	40°	42.5°	45°	47.5°	50°
0°	491.8	491.8	491.8	491.8	491.8	491.8	491.8	491.8	491.8	491.8	491.8
2.5°	490.4	488.9	490.4	490.4	491.8	491.8	491.8	491.8	490.4	493.2	493.2
5°	490.4	490.4	491.8	491.8	494.7	497.5	493.2	494.7	496.1	494.7	497.5
7.5°	490.4	490.4	490.4	493.2	497.5	500.4	497.5	498.9	501.8	501.8	504.7
10°	486.1	484.6	487.5	493.2	500.4	504.7	503.2	509.0	507.5	509.0	511.8
12.5°	478.9	478.9	484.6	493.2	506.1	509.0	510.4	513.2	517.5	516.1	520.4
15°	480.4	481.8	487.5	498.9	514.7	517.5	519.0	519.0	526.1	523.2	531.8
17.5°	490.4	491.8	497.5	509.0	527.5	527.5	529.0	531.8	541.8	536.1	547.6
20°	506.1	507.5	513.2	526.1	543.3	541.8	544.7	547.6	560.4	554.7	566.1
22.5°	524.7	527.5	534.7	549.0	567.6	559.0	564.7	570.4	583.3	573.3	589.0
25°	550.4	554.7	561.8	577.6	597.6	587.6	593.3	597.6	611.9	597.6	613.3
27.5°	587.6	590.4	596.2	613.3	630.5	623.3	626.2	629.0	646.2	630.5	647.6
30°	631.9	636.2	641.9	657.6	674.8	663.4	669.1	671.9	686.2	670.5	684.8
32.5°	687.7	691.9	699.1	713.4	727.7	710.5	712.0	716.2	730.5	714.8	730.5
35°	753.4	756.3	766.3	783.4	793.4	766.3	767.7	767.7	786.3	764.9	782.0
37.5°	822.0	824.9	836.3	853.5	864.9	834.9	834.9	836.3	853.5	829.2	844.9
40°	893.5	902.1	915.0	932.1	940.7	906.4	909.2	907.8	927.8	899.2	915.0
42.5°	965.0	972.2	990.7	1010.8	1020.8	986.4	987.9	983.6	1003.6	973.6	986.4
45°	1026.5	1032.2	1055.1	1083.7	1099.4	1063.6	1063.6	1063.6	1083.7	1046.5	1062.2
47.5°	1076.5	1080.8	1105.1	1146.6	1172.3	1136.6	1139.4	1133.7	1163.7	1118.0	1139.4
50°	1112.3	1113.7	1145.1	1192.3	1236.6	1203.8	1208.0	1210.9	1239.5	1199.5	1218.0
52.5°	1123.7	1126.6	1162.3	1219.5	1283.8	1262.4	1278.1	1283.8	1309.5	1266.7	1292.4
55°	1083.7	1090.8	1145.1	1229.5	1316.7	1309.5	1328.1	1339.6	1372.4	1336.7	1363.9
57.5°	949.3	957.9	1033.6	1172.3	1323.8	1335.3	1361.0	1379.6	1426.8	1405.3	1435.4
60°	757.7	764.9	842.1	1009.3	1233.8	1303.8	1362.4	1415.3	1463.9	1468.2	1506.8
62.5°	520.4	530.4	604.7	764.9	1037.9	1130.8	1215.2	1302.4	1383.9	1482.5	1532.6
65°	254.5	260.2	323.1	477.5	762.0	880.7	979.3	1102.2	1178.0	1319.6	1401.0
67.5°	140.1	140.1	150.1	198.7	407.4	524.7	630.5	784.9	862.1	1036.5	1140.8
70°	117.2	117.2	114.4	121.5	154.4	183.0	237.3	326.0	433.2	609.0	703.4
71°	111.5	110.1	108.7	111.5	124.4	130.1	153.0	200.1	271.6	420.3	513.2
72.5°	104.4	101.5	97.2	98.6	105.8	105.8	110.1	117.2	144.4	197.3	264.5
75°	90.1	87.2	82.9	82.9	84.3	85.8	87.2	90.1	91.5	94.4	105.8
77.5°	74.3	71.5	67.2	67.2	65.8	67.2	70.1	71.5	68.6	74.3	75.8
80°	57.2	52.9	51.5	51.5	50.0	48.6	48.6	48.6	50.0	52.9	54.3
82.5°	35.7	32.9	34.3	32.9	31.5	31.5	31.5	31.5	32.9	32.9	35.7
85°	17.2	17.2	18.6	17.2	14.3	14.3	12.9	11.4	12.9	11.4	14.3
87.5°	0.0	0.0	0.0	0.0	0.0	0.0	0.0	0.0	0.0	0.0	1.4
90°	0.0	0.0	0.0	0.0	0.0	0.0	0.0	0.0	0.0	0.0	0.0



REPORT NUMBER: P228739

CATALOG NUMBER: ISS-AF-800-LED-E1-RW-7030

**CANDELA DISTRIBUTION (continued):**

	52.5°	55°	57.5°	60°	62.5°	65°	67.5°	70°	72.5°	75°	77.5°
0°	491.8	491.8	491.8	491.8	491.8	491.8	491.8	491.8	491.8	491.8	491.8
2.5°	488.9	491.8	490.4	491.8	488.9	491.8	487.5	491.8	490.4	491.8	488.9
5°	493.2	497.5	493.2	498.9	493.2	498.9	493.2	498.9	494.7	498.9	493.2
7.5°	497.5	506.1	500.4	507.5	500.4	509.0	500.4	509.0	503.2	510.4	500.4
10°	506.1	516.1	507.5	516.1	507.5	517.5	507.5	519.0	510.4	521.8	509.0
12.5°	513.2	524.7	516.1	527.5	514.7	530.4	517.5	534.7	520.4	537.5	520.4
15°	523.2	537.5	529.0	541.8	529.0	546.1	530.4	550.4	534.7	553.3	534.7
17.5°	537.5	553.3	541.8	557.6	543.3	561.8	544.7	566.1	550.4	569.0	550.4
20°	557.6	570.4	559.0	576.1	560.4	577.6	563.3	580.4	567.6	584.7	567.6
22.5°	580.4	591.9	583.3	593.3	579.0	593.3	579.0	593.3	583.3	597.6	583.3
25°	606.2	614.7	604.7	614.7	601.9	613.3	600.4	611.9	601.9	614.7	604.7
27.5°	640.5	644.8	633.3	641.9	626.2	637.6	623.3	634.8	624.8	636.2	629.0
30°	677.6	681.9	670.5	676.2	659.1	666.2	650.5	660.5	651.9	660.5	656.2
32.5°	719.1	724.8	712.0	714.8	700.5	702.0	689.1	693.4	686.2	689.1	687.7
35°	766.3	773.4	759.1	763.4	747.7	747.7	736.3	734.8	732.0	729.1	729.1
37.5°	826.3	829.2	817.8	817.8	799.2	799.2	784.9	784.9	779.2	773.4	770.6
40°	892.1	893.5	874.9	873.5	854.9	854.9	839.2	834.9	824.9	817.8	813.5
42.5°	962.1	960.7	933.6	936.4	909.2	910.7	890.7	886.4	876.4	867.8	859.2
45°	1033.6	1027.9	1000.7	999.3	967.9	969.3	945.0	942.1	927.8	919.3	909.2
47.5°	1106.5	1103.7	1073.7	1066.5	1033.6	1032.2	1000.7	1000.7	986.4	977.9	967.9
50°	1182.3	1180.9	1146.6	1142.3	1108.0	1102.2	1065.1	1065.1	1047.9	1045.1	1030.8
52.5°	1265.2	1259.5	1222.3	1220.9	1188.0	1183.7	1143.7	1140.8	1115.1	1113.7	1098.0
55°	1346.7	1336.7	1312.4	1301.0	1268.1	1266.7	1230.9	1223.8	1190.9	1190.9	1170.9
57.5°	1421.1	1412.5	1392.5	1382.5	1351.0	1346.7	1308.1	1308.1	1279.5	1278.1	1256.6
60°	1498.3	1501.1	1479.7	1475.4	1445.4	1443.9	1405.3	1405.3	1376.7	1375.3	1351.0
62.5°	1564.0	1592.6	1584.0	1586.9	1561.2	1556.9	1518.3	1515.4	1482.5	1478.2	1458.2
65°	1499.7	1599.8	1664.1	1707.0	1704.1	1702.7	1665.5	1659.8	1618.3	1606.9	1574.0
67.5°	1259.5	1389.6	1506.8	1635.5	1729.9	1801.3	1822.8	1814.2	1778.5	1745.6	1705.6
70°	843.5	993.6	1142.3	1302.4	1463.9	1621.2	1782.8	1852.8	1927.1	1901.4	1894.3
71°	641.9	796.3	945.0	1113.7	1285.2	1459.7	1658.4	1741.3	1891.4	1890.0	1928.6
72.5°	361.7	498.9	657.6	804.9	966.4	1146.6	1351.0	1442.5	1658.4	1701.3	1812.8
75°	115.8	158.7	210.2	331.7	431.7	596.2	747.7	839.2	982.2	1053.6	1209.5
77.5°	77.2	85.8	88.6	102.9	115.8	164.4	223.0	273.1	300.2	314.5	330.2
80°	55.8	60.0	62.9	70.1	71.5	80.1	80.1	88.6	87.2	92.9	88.6
82.5°	35.7	40.0	41.5	44.3	45.7	51.5	54.3	60.0	60.0	62.9	61.5
85°	17.2	20.0	20.0	22.9	22.9	27.2	27.2	31.5	31.5	35.7	34.3
87.5°	1.4	1.4	1.4	2.9	2.9	2.9	4.3	5.7	5.7	5.7	5.7
90°	0.0	0.0	0.0	0.0	0.0	0.0	0.0	0.0	0.0	0.0	0.0





REPORT NUMBER: P228739

CATALOG NUMBER: ISS-AF-800-LED-E1-RW-7030

**CANDELA DISTRIBUTION (continued):**

	80°	82.5°	85°	87.5°	90°
0°	491.8	491.8	491.8	491.8	491.8
2.5°	493.2	491.8	493.2	490.4	493.2
5°	500.4	494.7	501.8	494.7	501.8
7.5°	511.8	504.7	513.2	501.8	511.8
10°	521.8	511.8	523.2	511.8	521.8
12.5°	539.0	523.2	541.8	523.2	541.8
15°	556.1	537.5	560.4	540.4	559.0
17.5°	571.9	554.7	576.1	556.1	574.7
20°	586.2	570.4	589.0	569.0	589.0
22.5°	600.4	590.4	604.7	590.4	604.7
25°	619.0	611.9	621.9	611.9	621.9
27.5°	640.5	637.6	643.3	636.2	644.8
30°	664.8	666.2	667.6	666.2	669.1
32.5°	694.8	702.0	699.1	699.1	699.1
35°	736.3	749.1	740.6	743.4	742.0
37.5°	774.9	793.4	782.0	786.3	783.4
40°	817.8	830.6	827.8	827.8	824.9
42.5°	864.9	880.7	876.4	877.8	874.9
45°	916.4	930.7	925.0	923.5	925.0
47.5°	975.0	990.7	983.6	982.2	983.6
50°	1036.5	1055.1	1049.4	1046.5	1049.4
52.5°	1103.7	1126.6	1123.7	1120.8	1125.1
55°	1182.3	1203.8	1200.9	1203.8	1205.2
57.5°	1260.9	1285.2	1279.5	1286.7	1289.5
60°	1359.6	1373.9	1375.3	1376.7	1378.2
62.5°	1459.7	1465.4	1469.7	1474.0	1475.4
65°	1575.5	1576.9	1579.7	1575.5	1579.7
67.5°	1687.0	1677.0	1675.5	1679.8	1682.7
70°	1860.0	1860.0	1845.7	1865.7	1848.5
71°	1882.8	1910.0	1878.5	1922.9	1875.7
72.5°	1771.3	1821.4	1785.6	1825.6	1778.5
75°	1232.3	1348.1	1346.7	1403.9	1358.2
77.5°	341.7	320.2	341.7	294.5	281.6
80°	92.9	84.3	91.5	77.2	87.2
82.5°	61.5	52.9	51.5	41.5	44.3
85°	35.7	27.2	27.2	21.4	22.9
87.5°	5.7	1.4	5.7	2.9	4.3
90°	0.0	0.0	0.0	0.0	0.0

(END OF REPORT)